

PC21B

Solid State POWERCORE Management Enclosure



22 OUTPUTS, 15A EACH

PC21B is an all new power management enclosure designed and manufactured by Blink Marine. It can support up to 22 outputs, 15A with a splashproof enclosure. **PC21B** hardware is fully compatible with the previous generation of PC21 controllers (by DSS / DNA) installed on boats throughout the USA and distributed globally. This allows Blink Marine to design software 100% compatible with old DSS / DNA systems. The convenience of the Deutsch DRC10 40 pin connector allows the replacement of the old PC21 controllers without changing the wiring harness. **PC21B** is typically used along with one or more Blink Marine CANbus keypads and gateways in order to have a fully digital system on your boat.

ELECTRICAL FEATURES

- 12V or 24V nominal input voltage
- 150 Ampere total PME input current carrying capability
- 22 switched circuits that include:
 - Momentary, toggle and time-out functions
 - Pulse-width modulation of output voltage for dimming
 - Capability on 3 circuits
 - 22 circuits, each rated up to 15A
 - 2 complete H-Bridge circuits for driving reversible motors
- Parallel output capability to increase current rating
- An electronic circuit breaker protects every circuit. The current ratio for each circuit can be set independently
- Remote reset of any output circuitry fault through keypad
- Input undervoltage lock down

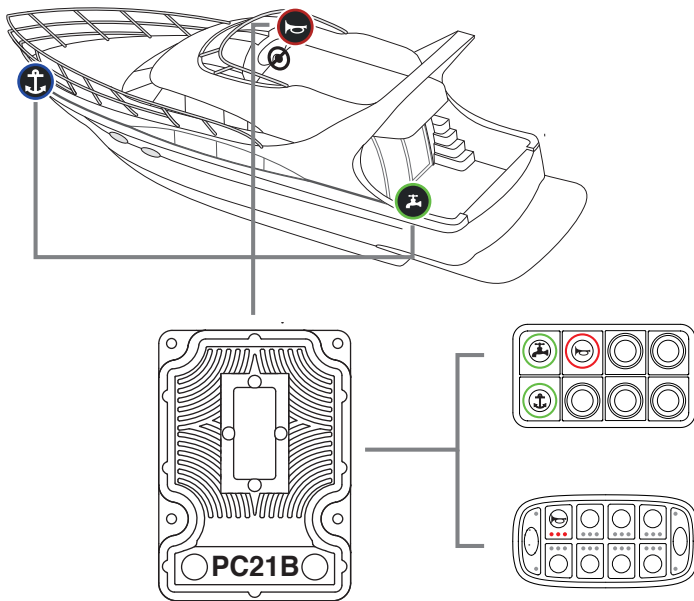
SPECIAL FEATURES

- Field programmability of electrical functions and current limit trip points available to authorized OEM and Value-Added Resellers (VARs)
- 100% compatible with the previous generation PC21 controllers (by DSS / DNA).

blink
MARINE



SPECIFICATIONS FOR PC21B SOLID STATE POWERCORE MANAGEMENT ENCLOSURE

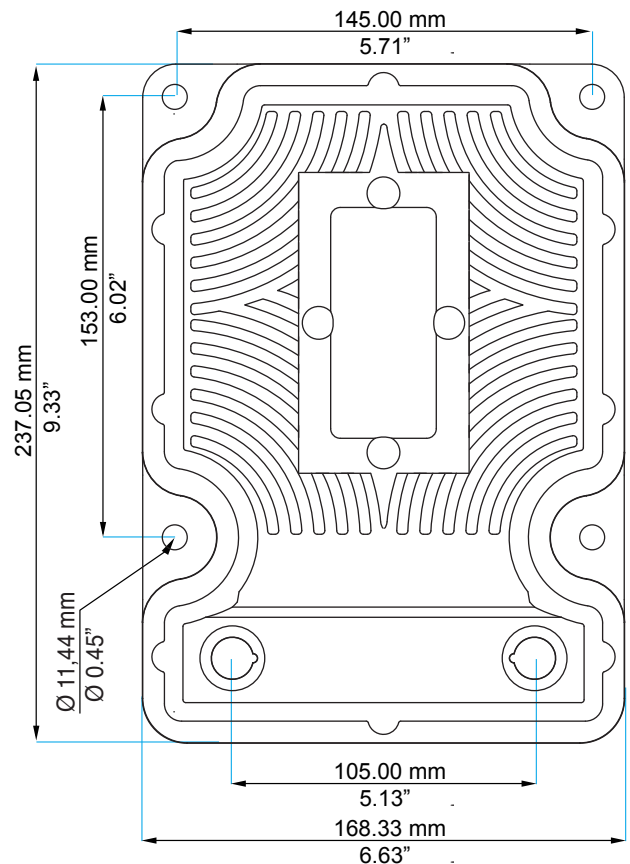
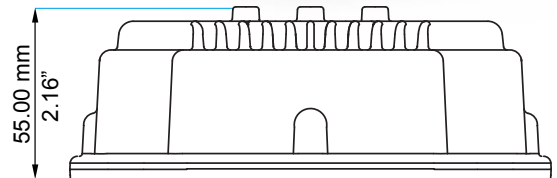


ELECTRICAL	PC21B
Supply voltage	12V and 24V Nominal Voltage (8-32VDC)
Standby current	<30mA per PME
Load current	Max 15A
Input current	150A max
Communication bus	RS-485 between keypad and PME CAN Bus Slave
Circuit protection	electronic overcurrent protection and automotive mini blade fuse

MECHANICAL	PC21B
Connector	Deutsch DRC 10-40P-A004
Mating connector	Deutsch DRC 16-40S
Housing	Aluminum AB46100 Anodic oxidation + powder-coating + zinc-coated bronze ZnCu20
Seal	EPDM GASKET
Power studs	Blink Marine CuZn20 UNC#14-20
PC board	1,6mm thick, Nema Grade FR-4, Double clad with 3oz copper

ENVIRONMENTAL	PC21B
Operating temperature	-20°C to +85°C
Storage temperature	-40°C to +85°C
Humidity	0 to 98% [no condensation]
Ingress Protection Rating	Splashproof

FEATURES	PC21B
Circuits	22
Size mm/inches	237x168x55 / 9.33x6.63x2.16
Remote current trip reset	Standard on all outputs
System reset	Optional
Status indicator	Standard
Low volt sense & lock down	Optional
Pull down	4 outputs
"H" Bridge capability	2 complete "H" bridges available
Level sense input	4 inputs
Dimming/PWM Features	Available on 3 outputs
Circuit status monitoring	Optional
Field re-programmable	Optional
External status communication on the bus	Optional
Weight	1174 gr



Blink S.r.l.
Via Montefeltro, 6 - 20156 Milano - Italy
Tel. +39 02 3088583 - Fax +39 02 33406697
www.blinkmarine.com - info@blinkgroup.com

!WARNING! IMPROPER SELECTION, IMPROPER USE AND/OR FAILURE OF THE BLINK SYSTEMS PRODUCTS DESCRIBED HEREIN OR RELATED ITEMS CAN CAUSE DEATH, PERSONAL INJURY AND PROPERTY DAMAGE. This document and other information from Blink, provide product and/or system options for further investigation by users having technical expertise. It is important to analyze all aspects of the application, including consequences of any failure. Due to the variety of operating conditions and applications for these product(s), the manufacturer of the application is solely responsible for marketing the final selection of the product(s) and assuring that all performance, safety and warning requirements of the application are met. The products described herein, including without limitation, product features, specifications, designs, availability and pricing, are subject to change by Blink at any time without notice.